

Giant quadrupole resonances in ^{208}Pb , the nuclear symmetry energy, and the neutron skin thickness

Roca-Maza, X.; Brenna, M.; Agrawal, B. K.; Bortignon, P. F.; Colo, G.; Cao, Li-Gang; Paar, Nils; Vretenar, Dario

Source / Izvornik: **Physical Review C - Nuclear Physics, 2013, 87**

Journal article, Published version

Rad u časopisu, Objavljena verzija rada (izdavačev PDF)

<https://doi.org/10.1103/PhysRevC.87.034301>

Permanent link / Trajna poveznica: <https://urn.nsk.hr/urn:nbn:hr:217:939358>

Rights / Prava: [In copyright](#) / [Zaštićeno autorskim pravom.](#)

Download date / Datum preuzimanja: **2024-11-20**



Repository / Repozitorij:

[Repository of the Faculty of Science - University of Zagreb](#)



Giant quadrupole resonances in ^{208}Pb , the nuclear symmetry energy, and the neutron skin thicknessX. Roca-Maza,^{1,2} M. Brenna,^{1,2} B. K. Agrawal,³ P. F. Bortignon,^{1,2} G. Colò,^{1,2} Li-Gang Cao,⁴ N. Paar,⁵ and D. Vretenar⁵¹*Dipartimento di Fisica, Università degli Studi di Milano, via Celoria 16, I-20133 Milano, Italy*²*INFN, Sezione di Milano, via Celoria 16, I-20133 Milano, Italy*³*Saha Institute of Nuclear Physics, Kolkata 700064, India*⁴*Institute of Modern Physics, Chinese Academy of Sciences, Lanzhou 730000, China*⁵*Physics Department, Faculty of Science, University of Zagreb, Zagreb, Croatia*

(Received 18 December 2012; published 1 March 2013)

Recent improvements in the experimental determination of properties of the isovector giant quadrupole resonance (IVGQR), as demonstrated in the $A = 208$ mass region, may be instrumental for characterizing the isovector channel of the effective nuclear interaction. We analyze properties of the IVGQR in ^{208}Pb , using both macroscopic and microscopic approaches. The microscopic method is based on families of nonrelativistic and covariant energy density functionals (EDF), characterized by a systematic variation of isoscalar and isovector properties of the corresponding nuclear matter equations of state. The macroscopic approach yields an explicit dependence of the nuclear symmetry energy at some subsaturation density, for instance $S(\rho = 0.1 \text{ fm}^{-3})$, or the neutron skin thickness Δr_{np} of a heavy nucleus, on the excitation energies of isoscalar and isovector GQRs. Using available data it is found that $S(\rho = 0.1 \text{ fm}^{-3}) = 23.3 \pm 0.6 \text{ MeV}$. Results obtained with the microscopic framework confirm the correlation of the Δr_{np} to the isoscalar and isovector GQR energies, as predicted by the macroscopic model. By exploiting this correlation together with the experimental values for the isoscalar and isovector GQR energies, we estimate $\Delta r_{np} = 0.14 \pm 0.03 \text{ fm}$ for ^{208}Pb , and the slope parameter of the symmetry energy: $L = 37 \pm 18 \text{ MeV}$.

DOI: [10.1103/PhysRevC.87.034301](https://doi.org/10.1103/PhysRevC.87.034301)

PACS number(s): 21.60.Jz, 21.65.Ef, 24.30.Cz, 27.80.+w

I. INTRODUCTION

The isoscalar giant quadrupole resonance (ISGQR) was discovered in the 1970s in inelastic electron and proton scattering experiments [1–3]. (For an experimental review we refer the reader to [4].) Whereas the features of the low-lying quadrupole excitations depend on the number of particles outside closed shells [5]—similarly to what occurs for the low-energy peak appearing in the isoscalar dipole response of neutron-rich nuclei [6]—the high-energy modes are expected to vary smoothly with the mass number A . In the case of the ISGQR, the excitation energy E_x^{IS} can be estimated—considering the nucleus a quantal harmonic oscillator (QHO)—to be proportional to the shell energy-gap $\hbar\omega_0$ and, if the nuclear effective interaction is also velocity-dependent, to the nucleon effective mass, namely $\sqrt{m/m^*}$ (cf. Ref. [7]). Because of this proportionality, the comparison of microscopic self-consistent calculations with experiments on the ISGQR has provided valuable information on the value of m^* [8], one of the most important quantities that characterize nucleons embedded in the nuclear medium [9].

At variance with the ISGQR, its isovector counterpart has remained elusive for quite a long time because of lack of selective experimental probes that can excite this resonance. The accuracy in the experimental determination of the isovector giant quadrupole resonance (IVGQR) has been considerably improved only recently [10]. This important achievement will enable future measurements in different mass regions. The excitation energy of the IVGQR, E_x^{IV} , is expected to vary smoothly with A . Opposite to the ISGQR case, in the IVGQR neutrons and protons oscillate out of phase. Within the QHO assumption, the excitation energy of the high energy isovector mode should be correlated both with the shell gap ($\hbar\omega_0$) and

with the symmetry energy, as discussed below. Even though the symmetry energy $S(\rho)$ is a basic component of the nuclear matter equation of state, it is still significantly undetermined [11–14]. At saturation density the symmetry energy is usually expressed in terms of its value, $J = S(\rho_\infty)$, and density slope, $L = 3\rho_\infty \partial_\rho S(\rho)|_{\rho_\infty}$. Also in the IVGQR case, for velocity dependent potentials parametrized in terms of an effective mass, the shell gap is modified as follows: $\hbar\omega_0 \rightarrow \sqrt{m/m^*}\hbar\omega_0$.

In Sec. II the theoretical basis of the nonrelativistic Skyrme and covariant energy density functionals (EDFs) is briefly presented. The formalism used in the present calculations is also outlined: mainly the random phase approximation (RPA), and to some extent the features of the particle vibration coupling (PVC) approach. Section III is divided into two parts. In Sec. III A we analyze the strength functions and transition densities of the ISGQR and IVGQR in ^{208}Pb . In addition, the width of the IVGQR is evaluated using the PVC method. In Sec. III B we derive a macroscopic model for the dynamics of the IVGQR. A detailed analysis of excitation energies of the ISGQR and IVGQR is performed employing two families of EDFs. Section IV summarizes the results and conclusions.

II. FORMALISM**A. Mean field**

Self-consistent mean-field (SCMF) approaches to nuclear structure have become increasingly complex and accurate. They represent an approximate realization of density functional theory (DFT) for atomic nuclei. This theory has been extensively applied to electronic systems, based on the self-consistent Kohn-Sham scheme [15–17]. In nuclear

physics different kinds of functionals are used, either local or nonlocal, based on a nonrelativistic (Skyrme, Gogny) or covariant representation. A review of modern SCMF models can be found in Ref. [18]. A common feature of these methods is their relatively simple structure. They are usually parametrized with about ten constants adjusted to reproduce a selected set of ground state data. SCMF models yield accurate results for basic nuclear properties such as masses, radii and deformations, extending over the entire chart of nuclides.

Among the nonrelativistic functionals, we employ here a set based on the Skyrme interaction [19,20]. This interaction is of zero-range and density-dependent. One of the advantages of Skyrme functionals lies in the fact that the exchange terms (Fock terms) are simply proportional to the direct terms.

Covariant SCMF, or relativistic mean-field (RMF) models, have become another useful tool for the study of nuclear matter and finite nuclei [21–24]. Nucleons are considered as Dirac particles coupled to effective mesons. The theory is Lorentz invariant and therefore preserves causality and provides a self-consistent description of the spin-orbit term of the nuclear effective force. Three effective mesons comprise the minimal set necessary for a quantitative description of nuclear properties: σ , ω , and ρ —in some cases the δ meson has also been included (e.g., see Ref. [25]). Different types of effective Lagrangians have been considered. Well known examples are the Walecka-type models with linear and nonlinear σ -meson self-interactions [21], such as the NL3 model [26] and, more recently, models based on density dependent finite-range meson-nucleon vertices [27,28], or zero-range (point-coupling) interactions [29].

B. Random phase approximation

The introduction of a dynamical content into DFT-based models, leading to a time-dependent theory, is formally straightforward. In the realm of electronic density functionals, this scheme is called time-dependent density-functional theory [30]. Nuclear physics implementations exist, such as the time-dependent Hartree-Fock or time-dependent RMF. The linearization of the corresponding equations leads to the random phase approximation (RPA), in which collective nuclear excitations correspond to coherent superpositions of one particle-one hole (1p-1h) configurations. In particular, RPA is one of the most successful methods for the description of nuclear excitations in the energy region of giant resonances (GRs).

We briefly outline the basics of the discrete RPA formalism [31,32]. The RPA ground state is denoted $|\tilde{0}\rangle$, and $|\nu\rangle$ stands for a generic RPA excited state. For a given multipole operator \hat{F}_{JM} , the reduced transition probability is defined as

$$B(EJ : \tilde{0} \rightarrow \nu) = |\langle \nu | \hat{F}_J | \tilde{0} \rangle|^2 = \left| \sum_{\text{ph}} (X_{\text{ph}}^\nu + Y_{\text{ph}}^\nu) \langle p | \hat{F}_J | h \rangle \right|^2, \quad (1)$$

where $\langle p | \hat{F}_J | h \rangle$ is the reduced matrix element of the operator \hat{F}_{JM} , and X_{ph}^ν and Y_{ph}^ν are the RPA amplitudes. The strength function is defined by the relation

$$S(E) = \sum_{\nu} |\langle \nu | \hat{F}_J | \tilde{0} \rangle|^2 \delta(E - E_{\nu}), \quad (2)$$

where E_{ν} is the eigenenergy associated to the RPA eigenstate $|\nu\rangle$. The k moment of the strength function can be evaluated as follows:

$$m_k = \int dE E^k S(E) = \sum_{\nu} |\langle \nu | \hat{F}_J | \tilde{0} \rangle|^2 E_{\nu}^k. \quad (3)$$

A useful quantity that provides information on the spatial features of the excited state is the transition density. Its integral with the radial part of a multipole operator yields the corresponding reduced transition amplitude for the given operator. For an RPA state $|\nu\rangle$ the radial part of the transition density, defined by $\delta\rho_{\nu}(\mathbf{r}) \equiv \langle \nu | \hat{\rho}(\mathbf{r}) | \tilde{0} \rangle = \delta\rho_{\nu}(r) Y_{JM}^*(\hat{r})$, is calculated using the expression:

$$\delta\rho_{\nu}(r) = \frac{1}{\sqrt{2J+1}} \sum_{\text{ph}} (X_{\text{ph}}^\nu + Y_{\text{ph}}^\nu) \langle p | Y_J | h \rangle \frac{u_p u_h}{r^2}, \quad (4)$$

where $u_{\alpha}(r)$ is the HF reduced radial wave function for the single-particle state α . The summation can run over proton and neutron states separately, thus defining the isoscalar (IS) and isovector (IV) transition densities:

$$\delta\rho_{\nu}^{\text{IS}}(r) = \delta\rho_{\nu}^n(r) + \delta\rho_{\nu}^p(r), \quad \delta\rho_{\nu}^{\text{IV}}(r) = \delta\rho_{\nu}^n(r) - \delta\rho_{\nu}^p(r). \quad (5)$$

More details on our implementation of the nonrelativistic and relativistic RPA models can be found in Refs. [33,34].

The isoscalar and isovector quadrupole operators are defined by the following relations:

$$\hat{F}_{2M}^{\text{IS}} = \sum_{i=1}^A r_i^2 Y_{2M}(\hat{r}_i), \quad (6)$$

$$\hat{F}_{2M}^{\text{IV}} = \sum_{i=1}^A r_i^2 Y_{2M}(\hat{r}_i) \tau_z(i). \quad (7)$$

C. Particle-vibration coupling

The SCMF approach to nuclear structure presents well-known limitations. For instance, it tends to underestimate the density of states around the Fermi energy. Moreover, SCMF models cannot account for spectroscopic factors of single-particle states, GR widths, and decay properties. The nuclear field theory [35,36], based on the particle-vibration coupling (PVC), and introduced already in Ref. [7], provides a consistent framework for the treatment of *beyond mean-field* correlations. This framework allows for correlations between the static (single particles) and the dynamic (phonons) parts of the mean field.

Recently, a completely self-consistent approach to the PVC has been developed within the Skyrme framework [37]. In this work, we analyze within the same approach the strength functions of the IVGQR. The coupling to low-lying vibrations is the principal source of the GR width (the so-called spreading width) [38–40]. More information on the formalism that is used for the calculation of strength functions can be found in Refs. [41,42]. Here we just note the two main contributions to the spreading width: the self-energy of the particle (hole) that forms the resonance, i.e., the process in which a particle (hole) excites and reabsorbs a vibration, and the vertex correction

that results from the exchange of a phonon between a particle and a hole (see below).

Finally, it is important to note that the effective mass in the SCMF approach does not depend on the energy, and represents an average value for the whole nucleus as a function of the baryon density. It has been shown [9,43] that taking into account the dynamical aspects of the nuclear mean-field is crucial for explaining the enhancement of the effective mass near the Fermi energy.

III. RESULTS

A. GQRs: Strength functions and transition densities

In this subsection we analyze the main features of the strength functions associated with the isoscalar and isovector quadrupole response. Three Skyrme-type functionals, namely SAMi [44], KDE [45], SkI3 [46], and two relativistic functionals, NL3 [26] and DD-ME2 [27] are considered. The Skyrme interactions have different effective masses m^*/m (0.68, 0.76, 0.58, respectively) and yield different values for the neutron skin thickness Δr_{np} in ^{208}Pb (0.147 fm, 0.155 fm, 0.227 fm, respectively). The two covariant functionals are based on (i) finite-range meson exchange with nonlinear self-interaction terms (NL3) and (ii) density-dependent meson-nucleon vertex functions (DD-ME2). Relativistic mean-field models are known to yield rather low values for the nonrelativistic equivalent, or Schrödinger effective mass, typically around $0.6m$ at saturation density [28,47]. The NL3 functional predicts values of the neutron skin that are considerably larger compared to nonrelativistic functionals, e.g., 0.279 fm for ^{208}Pb . The DD-ME2 functional yields the neutron skin thickness of ^{208}Pb : 0.193 fm.

Figure 1 displays the isoscalar and isovector quadrupole transition strength functions, obtained by convoluting the RPA results with Lorentzian functions. The widths are taken in such a way that the total experimental ISGQR and IVGQR widths are reproduced in the corresponding medium and high energy regions, respectively (see Table I).

We start by analyzing the isoscalar quadrupole channel in Fig. 1(a). All models considered in the present study yield the ISGQR peak at excitation energies that are higher than the experimental value indicated by the arrow. It is well known [8] that the energy of the isoscalar quadrupole resonance is closely related to the effective nucleon mass m^*/m . Empirical ISGQR energies in heavy nuclei favor an effective mass close to 1. The effect of beyond mean-field correlations on the isoscalar quadrupole strength functions were recently investigated in Ref. [42] where, by using the SLy5 interaction [48], a spreading width of the order of 2 MeV and a centroid energy of 10.9 MeV were found, in very good agreement with data.

The isovector spectrum shown in Fig. 1(b) consists of three distinct structures. The first one is the well known low-energy 2^+ state at about 5 MeV, that we do not analyze in the present study. The second is the ISGQR that appears in the energy range between 10 and 15 MeV and, finally, the IVGQR located in the region above 20 MeV. The two lower structures arise because of isospin mixing in the RPA states and, therefore, these could be excited both by isoscalar and isovector probes.

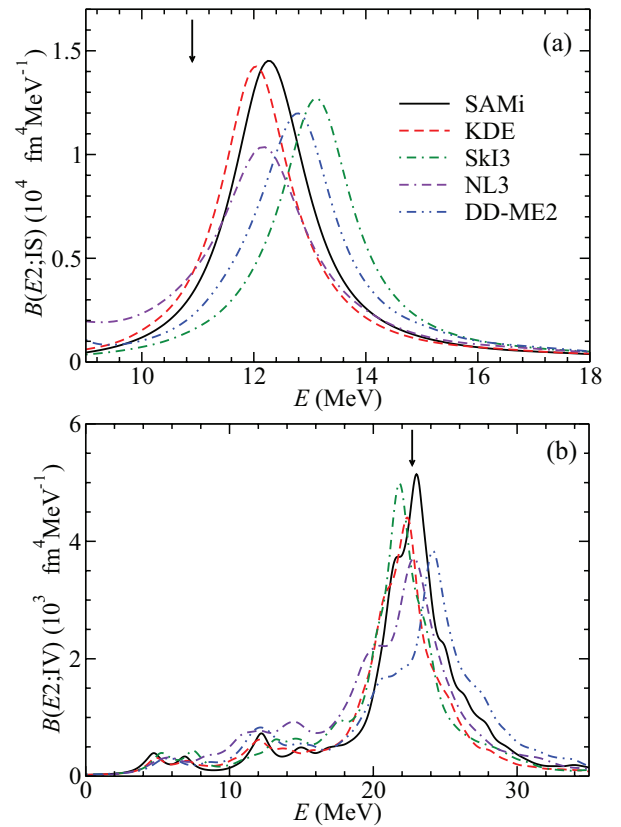


FIG. 1. (Color online) Isoscalar (a) and isovector (b) quadrupole strength functions. The strengths are calculated within the RPA for SAMi, KDE, SkI3, NL3, and DD-ME2. The experimental energies for the ISGQR (10.9 ± 0.1 MeV), and the IVGQR (22.7 ± 0.2 MeV) (weighted averages) listed in Table I are indicated by arrows.

In the high-energy region all interactions predict the existence of a collective IVGQR peak. Our results are in good agreement with experimental findings, both for the excitation energy of the IVGQR and the percentage of the energy-weighted sum rule (EWSR). The measured fraction for the latter is 56% [10], whereas theoretical predictions range from 50% to 65%. Note that the EWSR fraction reported in Ref. [10] refers to the classical version of the sum rule, that is, without the multiplicative factor $(1 + \kappa_Q)$, where κ_Q is the isovector quadrupole enhancement factor [33].

More details about the structure of the IVGQR are provided by transition densities associated with the main peak of the isovector response. Figure 2(a) displays the neutron and proton transition densities, and in Fig. 2(b) we plot the corresponding isoscalar and isovector transition densities calculated with the functionals SAMi and DD-ME2. The other functionals considered in this work yield similar transition densities and we do not show their results. The positions of the proton (r_p) and neutron (r_n) root mean square (rms) radii correspond to the edges of the shaded region that, in this way, denotes the neutron skin thickness calculated with a given functional. For all functionals and, in particular for those used in Fig. 2, one notices that protons and neutrons yield similar contributions but with opposite signs to the transition densities in the surface region. This shows that the excitation is predominantly

TABLE I. Data for the IVGQR and ISGQR in ^{208}Pb .

	E_x (MeV)	Γ (MeV)	EWSR (%)	Reference
IVGQR	24.3 ± 0.4	4.5 ± 0.5	140	[49]
	22.5	9	100	[50]
	20.2 ± 0.5	5.5 ± 0.5	140 ± 30	[51]
	23.0 ± 0.2	3.9 ± 0.9	56 ± 6	[10] ^a
Weighted Average ^b	22.7 ± 0.2	4.8 ± 0.3		
ISGQR	10.60 ± 0.25	2.8 ± 0.25	100	[52]
	11 ± 0.2	2.7 ± 0.3	105 ± 25	[53]
	10.9 ± 0.3	3.1 ± 0.3	120 – 170	[54]
	11.0 ± 0.3	3.3 ± 0.3	100 – 150	[54]
	10.9 ± 0.3	3.0 ± 0.3	100 ± 13	[55]
Weighted Average	10.9 ± 0.1	3.0 ± 0.1		

^aThese experimental values are for ^{209}Bi , and the EWSR corresponds to the classical value (see text).

^bWeighted average of \mathcal{O} is defined in the standard way as $\bar{\mathcal{O}} = \frac{\sum_{i=1}^n \omega_i \mathcal{O}_i}{\sum_{i=1}^n \omega_i}$ where ω_i is defined as the inverse of the one standard deviation corresponding to the data point \mathcal{O}_i . The standard deviation associated to $\bar{\mathcal{O}}$ is calculated as $\sigma_{\bar{\mathcal{O}}} = (\sum_{i=1}^n \omega_i^2)^{-1/2}$.

isovector. In the bulk of the nucleus one finds a non-negligible isoscalar component, even when the state is mainly isovector. This is, in particular, the case for the relativistic DD-ME2 functional.

Although the aim of this work is the study of global properties, and in particular the energy of the IVGQR using relativistic and nonrelativistic EDFs, we complete the theoretical analysis by calculating the width of this important resonance. The model is described in Sec. II C and takes into account *beyond mean-field* correlations. In Fig. 3(a), we display in a diagrammatic way the processes in which a particle (hole) excites and reabsorbs a vibration (left), and the vertex correction in which a particle and a hole exchange a phonon (right). In Fig. 3(b) the probability of finding the isovector quadrupole resonance state per unit energy is plotted, calculated with the SAMi functional. Phonons with multipolarity $L = 0, 1, 2, 3$ and natural parity are included in

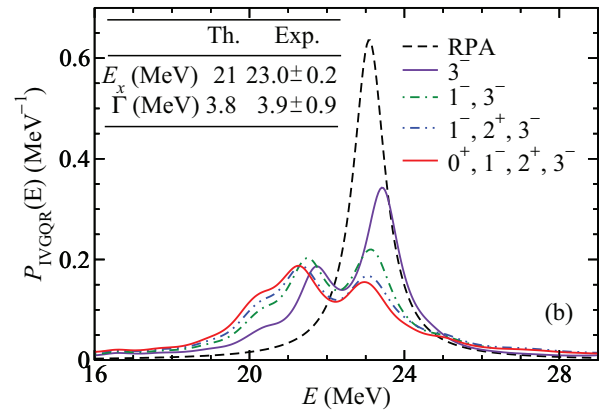
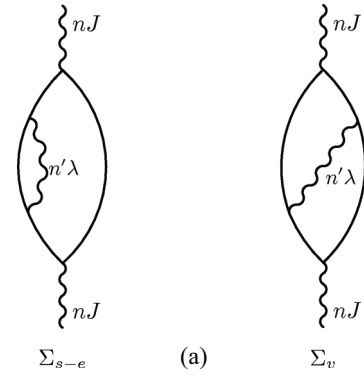


FIG. 3. (Color online) (a) Diagrams contributing to the strength function of the GR. (b) Probability P to find the IVGQR state at an energy E . Different curves are obtained when the phonons listed in the legend are used as intermediate states. The label RPA [black-dashed line in (b)] refers to the curve calculated in the RPA with a Lorentzian width of 1 MeV.

the model space. The RPA model space in this calculations is taken as in Ref. [42]. With this choice, the EWSRs are satisfied up to about the 99%. As in Ref. [42], we impose a lower cutoff on the collectivity of the intermediate RPA states for two reasons: firstly the RPA does not provide a good description of noncollective states and, secondly, phonons with low collectivity would necessitate taking into account

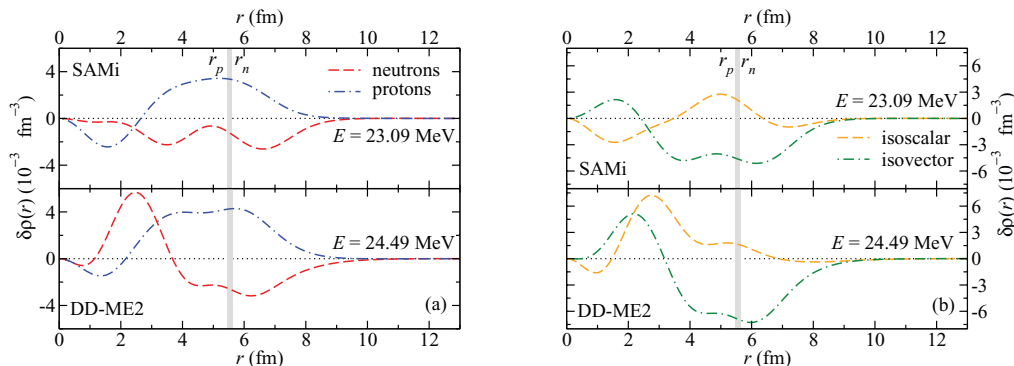


FIG. 2. (Color online) Neutron and proton (a) and isoscalar and isovector (b) transition densities for the main peak of the isovector response, as a function of the radial distance. The predictions, calculated within the RPA, for the SAMi and DD-ME2 functionals are shown. The proton (r_p) and neutron (r_n) rms radii are indicated by the edges of the shaded region.

corrections that arise from the Pauli principle. For these reasons only phonons with energy lower than 30 MeV and a fraction of EWSR larger than 5% are included as intermediate states. The single RPA state splits into two components: the peak at higher energy is barely affected by increasing the number of intermediate phonons, whereas the one at lower energy broadens and is shifted downwards as the number of phonons increases. The energy centroid is shifted by 1 MeV, from 22 MeV for the RPA to 21 MeV for the PVC model. The spreading width is 3.8 MeV. Both results are in reasonable agreement with the experimental results listed in Table I.

B. Sensitivity of the GQRs to the symmetry energy and the nucleon effective mass

Based on the QHO approach [7], in the Introduction we have discussed the main characteristics of excitation energies of isoscalar and isovector GQRs. In the ISGQR case the excitation energy can be estimated from the QHO formula,

$$E_x^{\text{IS}} = \sqrt{2m/m^*} \hbar \omega_0, \quad (8)$$

where the last factor is the shell gap $\sim 41 A^{-1/3}$. Such a semiempirical approach reproduces the average trend and predicts the correlation between the ISGQR excitation energy and the nucleon effective mass that is also confirmed by microscopic calculations [8]. For the IVGQR the QHO is expected to provide a direct relation between the excitation energy and the isovector properties of a nuclear effective interaction.

To show this relation we derive a macroscopic formula for the excitation energy of the IVGQR that explicitly exhibits the connection to both the effective mass and the symmetry energy at some subsaturation density $S(\rho = 0.1 \text{ fm}^{-3})$. In a first step we bypass the dependence on the effective mass and replace it with the ISGQR energy. In this way the value for $S(\rho = 0.1 \text{ fm}^{-3})$ will be determined from experimental results only. Subsequently a quantitative investigation of this correlation is performed for the case of ^{208}Pb by employing families of EDFs.

We use available data on ISGQR and IVGQR in the $A = 208$ mass region (Table I) to estimate the value of the symmetry energy at 0.1 fm^{-1} . Although the IVGQR in Ref. [10] was measured in ^{209}Bi , calculations are carried out for ^{208}Pb . The difference in energy of the nuclear response of ^{209}Bi and ^{208}Pb should scale with $A^{-1/3}$ [7], that is, it should be smaller than a few ‰. Another important reason for limiting the study to ^{208}Pb is that it is a spherical double magic nucleus, and thus the dependence on the effective mass or the symmetry energy will not be screened by deformation or pairing effects.

The EDFs we employ in this study are based on different theoretical frameworks. One is the nonrelativistic Skyrme-Hartree-Fock approach (SAMi [44]), and the other is the relativistic mean-field with density dependent meson-nucleon vertices (DD-ME [56]). We have considered families of functionals with systematically varied properties in the isoscalar and isovector channels. For SAMi, using the fitting protocol described in the original reference [44], we have first fixed the values of the nuclear incompressibility ($K_\infty = 245 \text{ MeV}$) and the effective mass ($m^*/m = 0.675$), whereas the values of

the symmetry energy at saturation (J) have been varied from 27 MeV (SAMi-J27) to 31 MeV (SAMi-J31) in steps of 1 MeV. Then, by fixing the values of $K_\infty = 245 \text{ MeV}$, $J = 28 \text{ MeV}$, and $L = 44 \text{ MeV}$, we have varied the effective mass from $m^*/m = 0.65$ (SAMi-m65) to 0.85 (SAMi-m85) in steps of 0.05. In the case of the relativistic functionals DD-ME, we have adopted the set of interactions introduced in Ref. [56], in which J was systematically varied from 30 MeV to 38 MeV in steps of 2 MeV (sets from DD-MEa to DD-MEe). This kind of analysis allows to identify possible correlations.

1. Macroscopic model for the excitation energy of the isovector giant quadrupole resonance

In the QHO model (see Eqs. (6-379) and (6-381) in Ref. [7]) the excitation energy of the isovector giant quadrupole excitation mode can be written in the following form:

$$E_x^{\text{IV}} = 2\hbar\omega_0 \sqrt{1 + \frac{5}{4} \frac{\hbar^2}{2m} \frac{V_{\text{sym}} \langle r^2 \rangle}{(\hbar\omega_0)^2 \langle r^4 \rangle}}, \quad (9)$$

where V_{sym} is the symmetry potential proportional to the liquid drop model (LDM) parameter $b_{\text{sym}}^{\text{pot}}$: $V_{\text{sym}} = 4b_{\text{sym}}^{\text{pot}}$ (see Eq. (2-28) in Ref. [7]). $b_{\text{sym}}^{\text{pot}}$ can be written as $b_{\text{sym}}^{\text{pot}} = b_{\text{sym}} - b_{\text{sym}}^{\text{kin}} \approx b_{\text{sym}} - 2S^{\text{kin}}(\rho_\infty)$. In the nonrelativistic approximation the kinetic contribution to the symmetry energy at nuclear saturation is $S^{\text{kin}}(\rho_\infty) \approx \varepsilon_{\text{F}_\infty}/3$ (see Eq. (2-13) in Ref. [7]), where $\varepsilon_{\text{F}_\infty} = \hbar^2 k_{\text{F}_\infty}^2/2m \sim 37 \text{ MeV}$ is the Fermi energy for symmetric nuclear matter at saturation density. The relation that connects b_{sym} with the “standard” liquid drop parameter $a_{\text{sym}}^{\text{LDM}}$ reads $b_{\text{sym}} \approx 2a_{\text{sym}}^{\text{LDM}}$ (see Eq. (2-12) from Ref. [7]). Since giant resonances in finite nuclei are not pure volume modes, it is important to take into account surface corrections and, therefore, one may identify $a_{\text{sym}}^{\text{LDM}}$ with the droplet model (DM) parameter that contains surface corrections $a_{\text{sym}}^{\text{DM}}(A)$ [57,58]. The connection of the latter quantity with the parameters characterizing the nuclear symmetry energy $S(\rho)$ can be found, within the SCMF approach, by using the empirical law of Ref. [12], where it has been demonstrated that the symmetry energy of a finite nucleus $a_{\text{sym}}^{\text{DM}}(A)$ equals the symmetry energy $S(\rho)$ of the infinite system at some subsaturation density ρ_A —approximately 0.1 fm^{-3} for the case of heavy nuclei such as ^{208}Pb . Hence, one can rewrite Eq. (9) as

$$E_x^{\text{IV}} \approx 2 \left\{ (\hbar\omega_0)^2 + 6 \frac{\varepsilon_{\text{F}_\infty}}{A^{2/3}} [S(\rho_A) - S^{\text{kin}}(\rho_\infty)] \right\}^{1/2} \\ \approx 2 \left\{ (\hbar\omega_0)^2 + 6 \frac{\varepsilon_{\text{F}_\infty}}{A^{2/3}} \left[S(\rho_A) - \frac{\varepsilon_{\text{F}_\infty}}{3} \right] \right\}^{1/2}, \quad (10)$$

where we have approximated the factor $\frac{14}{3} \left(\frac{8}{9\pi}\right)^{2/3} = 2.0113$ by 2 on the right-hand side, and considered $\langle r^n \rangle = 3r_0^n A^{n/3}/(n+3)$ where $r_0 = [3/(4\pi\rho_\infty)]^{1/3}$. As in the case of the ISGQR, for velocity dependent potentials parametrized in terms of an effective mass, the shell gap is modified as follows:

$$E_x^{\text{IV}} \approx 2 \left[\frac{m}{m^*} (\hbar\omega_0)^2 + 2 \frac{\varepsilon_{\text{F}_\infty}^2}{A^{2/3}} \left(\frac{3S(\rho_A)}{\varepsilon_{\text{F}_\infty}} - 1 \right) \right]^{1/2} \quad (11)$$

or, equivalently, by using Eq. (8)

$$E_x^{\text{IV}} \approx 2 \left[\frac{(E_x^{\text{IS}})^2}{2} + 2 \frac{\varepsilon_{\text{F}\infty}^2}{A^{2/3}} \left(\frac{3S(\rho_A)}{\varepsilon_{\text{F}\infty}} - 1 \right) \right]^{1/2}. \quad (12)$$

From Eq. (11) and approximating $\hbar\omega_0 \approx 41A^{-1/3}$, we note some interesting features:

- (i) E_x^{IV} depends, as its isoscalar counterpart, on the effective mass at saturation and, in addition, on the symmetry energy at some subsaturation density ρ_A (the Fermi energy at saturation can be considered as constant compared with the variation of other quantities). E_x^{IV} increases for decreasing values of m^* , and increasing values of $S(\rho_A)$.
- (ii) The larger the neutron skin thickness in a heavy nucleus such as ^{208}Pb , the lower the excitation energy of the IVGQR. This characteristic can be understood as follows. If one expands $S(\rho)$ around the nuclear saturation density as $S(\rho) \approx J - L\epsilon$, where $\epsilon \equiv (\rho_\infty - \rho)/\rho$, it can explicitly be shown that at the subsaturation density ρ_A , fixing E_x^{IS} to the experimental value and for small variations of J , E_x^{IV} decreases for increasing values of L . The latter is linearly correlated with the neutron skin thickness [11–14], which increases with L (see below).

One of the most important consequences of our approach is that from Eq. (12) one can find a relation that expresses $S(\rho_A)$ in terms of E_x^{IV} , E_x^{IS} , and the Fermi energy at nuclear saturation $\varepsilon_{\text{F}\infty}$, that is,

$$\tilde{S}(\rho_A) = \frac{A^{2/3}}{24\varepsilon_{\text{F}\infty}} [(E_x^{\text{IV}})^2 - 2(E_x^{\text{IS}})^2] + S^{\text{kin}}(\rho_\infty) \quad (13a)$$

$$= \frac{\varepsilon_{\text{F}\infty}}{3} \left\{ \frac{A^{2/3}}{8\varepsilon_{\text{F}\infty}^2} [(E_x^{\text{IV}})^2 - 2(E_x^{\text{IS}})^2] + 1 \right\}. \quad (13b)$$

By inserting the weighted averages of the experimental values for $E_x^{\text{IV}} = 22.7 \pm 0.2$ MeV and $E_x^{\text{IS}} = 10.9 \pm 0.1$ MeV (see Table I), and by using $\rho_{A=208} = 0.1 \text{ fm}^{-3}$, we find $\tilde{S}(0.1 \text{ fm}^{-3}) = 23.3 \pm 0.6$ MeV, in very good agreement with the estimate reported in Ref. [59]: $23.3 \text{ MeV} \leq S(0.1 \text{ fm}^{-3}) \leq 24.9$ MeV. Note that the quoted error does not include an estimate of the theoretical uncertainty.

Since we are also interested in determining correlations between observable quantities, we elaborate on Eq. (13) in order to explicitly relate the excitation energies of the isoscalar and isovector GQRs with the neutron skin thickness of a heavy nucleus. For that, we use the DM expression for the neutron skin thickness that can be written as follows [12]:

$$\frac{\Delta r_{np} - \Delta r_{np}^{\text{surf}}}{\langle r^2 \rangle^{1/2}} = \frac{2}{3} \left[1 - \frac{S(\rho_A)}{J} \right] (I - I_C) - \frac{2}{7} I_C, \quad (14)$$

where $I = (N - Z)/A$ is the relative neutron excess, $I_C = e^2 Z/(20JR)$ and $\Delta r_{np}^{\text{surf}}$ is the surface contribution to the neutron skin thickness.¹ The latter, for the case of ^{208}Pb , has a

¹ $\Delta r_{np}^{\text{surf}} = \sqrt{3/5} [5(b_n^2 - b_p^2)/(2R)]$, where b_n and b_p are the surface widths of the neutron and proton density profiles, respectively.

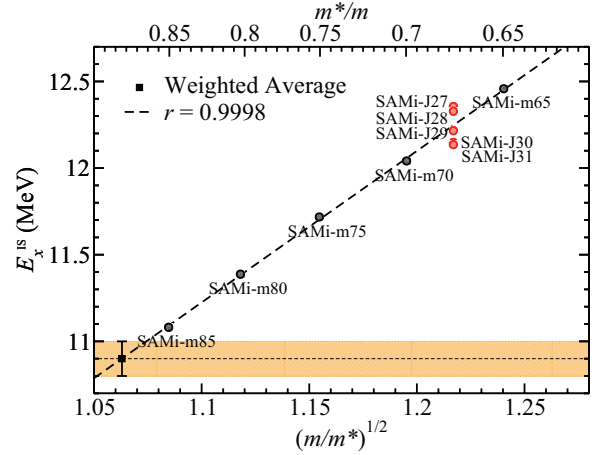


FIG. 4. (Color online) Excitation energy of the ISGQR in ^{208}Pb as a function of $\sqrt{m/m^*}$, calculated with the SAMi-m and SAMi-J family of functionals. On the horizontal upper axis we display the corresponding values for m^*/m . The data from Table I are also included (square and shaded band).

value of ≈ 0.09 fm [60], if calculated with a large set of EDFs. Combining Eqs. (13) and (14) one finds

$$\frac{\Delta r_{np} - \Delta r_{np}^{\text{surf}}}{\langle r^2 \rangle^{1/2}} = \frac{2}{3} (I - I_C) \left\{ 1 - \frac{\varepsilon_{\text{F}\infty}}{3J} - \frac{3}{7} \frac{I_C}{I - I_C} - \frac{A^{2/3}}{24\varepsilon_{\text{F}\infty}} \left[\frac{(E_x^{\text{IV}})^2 - 2(E_x^{\text{IS}})^2}{J} \right] \right\}. \quad (15)$$

This expression explicitly relates the neutron skin thickness of a heavy nucleus with the corresponding GQRs energies, and these can directly be determined in experiment. Within our approach, only the parameter J and $\Delta r_{np}^{\text{surf}}$ contain a non-negligible uncertainty. The appropriate value of J to be used in the expression above can be deduced from the systematic analysis carried out in Refs. [14,61]. The weighted average of the constraints considered in [14] yields $J = 32.4 \pm 0.4$ MeV, but in the following we adopt a somewhat larger uncertainty $J = 32 \pm 1$ MeV. For the case of ^{208}Pb , $\Delta r_{np}^{\text{surf}} = 0.09 \pm 0.01$ fm is consistent with the microscopic calculations of Ref. [60]. Using Eq. (15) and the data for the GQRs energies, we find $\Delta r_{np} = 0.22 \pm 0.02$ fm. This value is close to the upper limit derived from available estimates $\Delta r_{np} = 0.18 \pm 0.03$ fm [14].

2. The SAMi and DD-ME families of functionals

In Fig. 4 we display the excitation energy of the ISGQR in ^{208}Pb as a function of $\sqrt{m/m^*}$, calculated with the SAMi-m and SAMi-J families of functionals. The plot nicely illustrates the well known correlation between E_x^{IS} and $\sqrt{m/m^*}$. It also shows that the variation of E_x^{IS} for the SAMi-J family—for which J ranges from 27 to 31 MeV, with a fixed value of m^* , is small.²

² The neutron radius increases with J [62], and a larger size of the nucleus implies a lower ISGQR excitation energy.

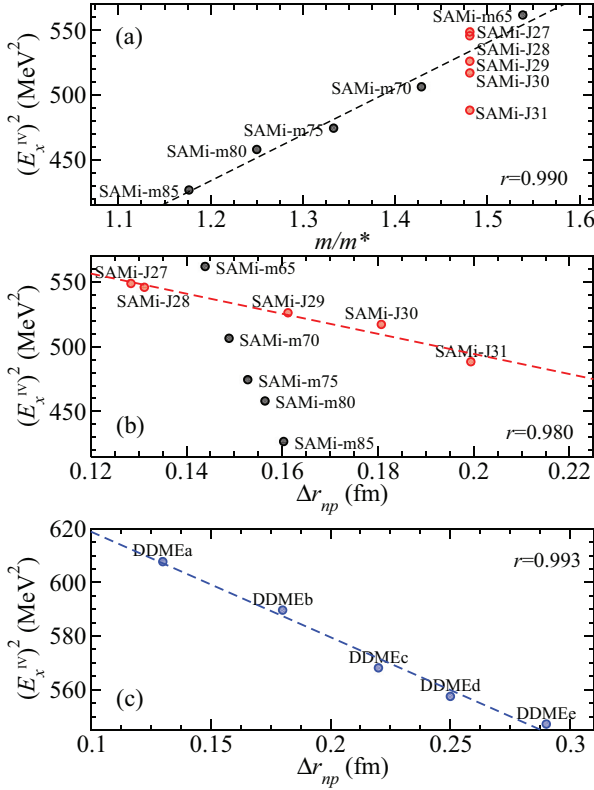


FIG. 5. (Color online) Square of the excitation energy of the IVGQR in ^{208}Pb as a function of the effective mass (a), and the neutron skin thickness (b),(c), predicted by the SAMi-m and SAMi-J [(a) and (b)], and DD-ME (c) families of energy density functionals.

Figure 5 displays the predictions of the SAMi-m and SAMi-J families of functionals for the excitation energy of the IVGQR in ^{208}Pb as a function of the effective mass [Fig. 5(a)]

and neutron skin thickness [Fig. 5(b)], and those of the DD-ME family for the excitation energy of the IVGQR as a function of the neutron skin thickness [Fig. 5(c)]. Based on the discussion above, we expect a linear correlation between $(E_x^{\text{IV}})^2$ and either m/m^* or Δr_{np} . These two correlations are clearly displayed by the linear fits in Figs. 5(a) and 5(b) for the SAMi functionals. In Fig. 5(c), consistent with the macroscopic model of Sec. III B1 and with the non-relativistic results, a linear correlation is found between the square of the excitation energy of the IVGQR in ^{208}Pb and the neutron skin thickness predicted by the DD-ME family of functionals.

These results, as well as the macroscopic model of Sec. III B1, show that a measurement of the excitation energy of the IVGQR in ^{208}Pb determines only a combination of the excitation energy of the ISGQR, [see Eqs. (11) and (12)] and Δr_{np} (or the value of the slope of the symmetry energy at saturation L , see Sec. III B1 and cf. Refs. [11–14]), but not their individual values.

In Table II we also compare the values for the symmetry energy at 0.1 fm^{-3} $S(\rho_A)$ obtained in asymmetric nuclear matter with the SAMi-J and DD-ME families of EDFs, to the corresponding values $\tilde{S}(\rho_A)$ calculated using Eq. (13a). As explained in Sec. III B1, the expression for $\tilde{S}(\rho_A)$ is based on a nonrelativistic QHO approximation and depends on the excitation energies of the GQRs and the kinetic contribution to the nuclear symmetry energy at saturation. We find that the difference—calculated as the rms deviation—between $S(\rho_A)$ and $\tilde{S}(\rho_A)$ is less than 1 MeV for the SAMi-J family, whereas it is around 3 MeV for the DD-ME functionals.

Equation (15) shows that $[(E_x^{\text{IV}})^2 - 2(E_x^{\text{IS}})^2]/J$ is linearly correlated with Δr_{np} . This correlation is illustrated in Fig. 6 where we plot the Δr_{np} calculated with the SAMi-J and DD-ME functionals, as functions of $[(E_x^{\text{IV}})^2 - 2(E_x^{\text{IS}})^2]/J$. Both families show a high linear correlation ($r = 0.98$) between these two quantities, but predict different slopes.

TABLE II. Theoretical values for the neutron skin thickness Δr_{np} of ^{208}Pb , the symmetry energy $S(\rho)$ at $\rho = 0.1 \text{ fm}^{-3}$ and at $\rho_\infty (J)$, the kinetic contribution to the symmetry energy, $S^{\text{kin}}(\rho_\infty)^a$, and the isoscalar and isovector GQR excitation energies E_x^{IS} and E_x^{IV} , respectively. We also display $S(0.1 \text{ fm}^{-3})$ as predicted by Eq. (13a) [$\tilde{S}(0.1 \text{ fm}^{-3})$]. The values of Δr_{np} are in units of fm and all other quantities are in units of MeV.

Force	Δr_{np}	$S(0.1 \text{ fm}^{-3})$	$\tilde{S}(0.1 \text{ fm}^{-3})$	J	L	$S^{\text{kin}}(\rho_\infty)$	E_x^{IS}	E_x^{IV}
SAMi-m65	0.144	21.74	22.24	28.13	43.56	12.23	12.46	23.70
SAMi-m70	0.149	21.69	20.85	28.13	43.56	12.22	12.04	22.50
SAMi-m75	0.153	21.68	20.16	28.13	43.56	12.14	11.72	21.78
SAMi-m80	0.156	21.69	20.10	28.13	43.56	12.10	11.39	21.40
SAMi-m85	0.160	21.73	19.38	28.13	43.56	12.04	11.08	20.66
SAMi-J27	0.128	21.86	21.94	27.00	30.00	12.26	12.35	23.42
SAMi-J28	0.131	22.62	21.86	28.00	32.06	12.23	12.33	23.36
SAMi-J29	0.161	21.82	21.29	29.00	51.61	12.17	12.22	22.94
SAMi-J30	0.181	21.76	21.05	30.00	63.18	12.13	12.15	22.74
SAMi-J31	0.199	21.74	19.92	31.00	74.36	12.09	12.13	22.10
DDMEa	0.132	26.10	29.73	30.00	29.94	18.64	13.01	24.65
DDMEb	0.181	25.90	29.35	32.00	46.50	18.53	12.84	24.28
DDMEc	0.217	26.07	28.67	34.00	62.07	18.55	12.75	23.84
DDMED	0.255	25.74	28.39	36.00	85.47	18.55	12.67	23.61
DDMEe	0.286	25.62	28.87	38.00	110.6	18.45	12.59	23.39

^aFor the relativistic functionals $S^{\text{kin}}(\rho_\infty) = k_{F_\infty}^2 / (6\sqrt{k_{F_\infty}^2 + m_D^{*2}})$ [25], where m_D^* is the Dirac effective mass at saturation.

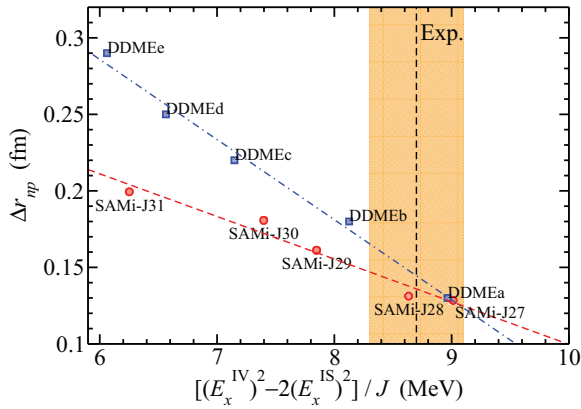


FIG. 6. (Color online) Values of Δr_{np} in ^{208}Pb as functions of $[(E_x^{IV})^2 - 2(E_x^{IS})^2]/J$, calculated with the SAMi-J and DD-ME functionals. The dashed line and shaded band indicate the experimental value and corresponding uncertainty (see text).

The slope obtained in the macroscopic model is: $\langle r^2 \rangle^{1/2} (I - I_C) A^{2/3} / (36\epsilon_{F\infty})$ [cf. Eq. (15)], independent of $S^{\text{kin}}(\rho_\infty)$. For ^{208}Pb this yields $0.025 \text{ MeV}^{-1} \text{ fm}$, in very good agreement with the value $0.027 \text{ MeV}^{-1} \text{ fm}$ found for the SAMi family. The macroscopic formula obviously does not apply to the relativistic case since the slope for the DD-ME family of functionals is $0.057 \text{ MeV}^{-1} \text{ fm}$.

Using the linear correlations shown in Fig. 6, the experimental values for $E_x^{IV} = 22.7 \pm 0.2 \text{ MeV}$ and $E_x^{IS} = 10.9 \pm 0.1 \text{ MeV}$ from Table I, and the value $J = 32 \pm 1 \text{ MeV}$ that yields $[(E_x^{IV})^2 - 2(E_x^{IS})^2]/J = 8.7 \pm 0.4 \text{ MeV}$, one finds $\Delta r_{np} = 0.14 \pm 0.03 \text{ fm}$ for the DDME family of functionals, and from the analysis of the SAMi-J functionals $\Delta r_{np} = 0.14 \pm 0.02 \text{ fm}$. The total range of allowed values $0.11 \text{ fm} \leq \Delta r_{np} \leq 0.17 \text{ fm}$ is rather broad but in reasonable agreement with previous studies: $\Delta r_{np} = 0.18 \pm 0.03 \text{ fm}$ [14], and $\Delta r_{np} = 0.188 \pm 0.014 \text{ fm}$ [63]. Finally, this result for the neutron skin thickness of ^{208}Pb allows us to estimate the value of the slope of the symmetry energy at saturation for the DDME and SAMi-J families. Figure 7 shows that this value is in the

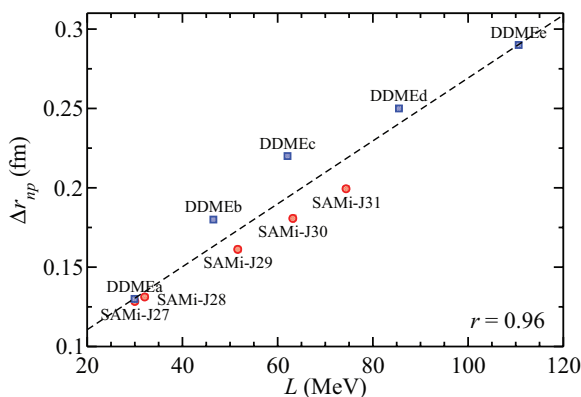


FIG. 7. (Color online) Neutron skin thickness Δr_{np} of ^{208}Pb as a function of the slope parameter of the symmetry energy at saturation density, for the two families of functionals: SAMi-J and DDME.

interval: $19 \text{ MeV} \leq L \leq 55 \text{ MeV}$. We note that the correlation coefficient is rather high and in agreement with those obtained in Refs. [11–14]. Our constraint on L is also in agreement with previous estimates (see Fig. 1 in Refs. [14,61,64]).

IV. SUMMARY AND CONCLUSIONS

Motivated by recent experimental developments [10], in the first part of this work we have investigated the excitation energy of the IVGQR in ^{208}Pb using a set of nonrelativistic and covariant EDFs. The theoretical results are in good agreement with the experimental findings for the excitation energy and the EWSR. We have also analyzed the transition densities associated to the principal RPA states that correspond to this resonance. It has been found that the isovector character is dominant in the surface region of the nucleus, whereas the interior part displays a non-negligible isoscalar component. The spreading width of the resonance has been calculated using the particle vibration coupling approach, and the resulting value is in good agreement with the data.

In the second part we have focused on the relation between the excitation energy of the GQRs and the isovector properties of effective nuclear interactions. For this purpose a macroscopic formula has been derived, based on the quantal harmonic oscillator model [7] and the approach of Ref. [12]. Despite its simplicity, this formula provides a connection between the macroscopic picture of the IVGQR and microscopic calculations based on accurately calibrated families of EDFs.

Using the analytic expression we have been able to deduce, from the measured excitation energies of the ISGQR and IVGQR, the symmetry energy at a subsaturation density 0.1 fm^{-3} (or the neutron skin thickness Δr_{np} of the considered nucleus). The estimated value $S(0.1 \text{ fm}^{-3}) = 23.3 \pm 0.6 \text{ MeV}$, is in very good agreement with previous findings [59]. A strong correlation between $[(E_x^{IV})^2 - 2(E_x^{IS})^2]/J$ and Δr_{np} has been found for the two families of EDFs considered in this work. This means that data on the excitation energy of the ISGQR and the IVGQR can be used to determine the neutron skin thickness of a heavy nucleus and the slope of the symmetry energy at saturation. With this approach we have obtained for the neutron skin thickness of ^{208}Pb : $\Delta r_{np} = 0.14 \pm 0.03 \text{ fm}$, and the slope parameter of the symmetry energy $L = 37 \pm 18 \text{ MeV}$. These values are compatible with previous estimates.

ACKNOWLEDGMENTS

The authors would like to thank M. Centelles for useful discussions. We acknowledge support of the Italian Research Project “Many-body theory of nuclear systems and implications on the physics of neutron stars” (PRIN 2008); MZOS - Project No. 1191005-1010 and the Croatian Science Foundation; Grants Nos. 10875150 and 11175216 of the National Natural Science Foundation of China and the Project of Knowledge Innovation Program (PKIP) of Chinese Academy of Sciences, Grant No. KJCX2-EW-N01.

- [1] R. Pitthan and T. Walcher, *Phys. Lett. B* **36**, 563 (1971).
- [2] S. Fukuda and Y. Torizuka, *Phys. Rev. Lett.* **29**, 1109 (1972).
- [3] M. Lewis and F. Bertrand, *Nucl. Phys. A* **196**, 337 (1972).
- [4] M. Harakeh and A. van der Woude, *Giant Resonances. Fundamental High-Frequency Modes of Nuclear Excitations* (Clarendon Press, Oxford, 2011).
- [5] N. Tsoneva and H. Lenske, *Phys. Lett. B* **695**, 174 (2011).
- [6] X. Roca-Maza, G. Pozzi, M. Brenna, K. Mizuyama, and G. Colò, *Phys. Rev. C* **85**, 024601 (2012).
- [7] A. Bohr and B. R. Mottelson, *Nuclear Structure*, Vols. I and II (W. A. Benjamin Inc., Reading, MA, 1975).
- [8] J.-P. Blaizot, *Phys. Rep.* **64**, 171 (1980).
- [9] C. Mahaux, P. F. Bortignon, R. A. Broglia, and C. H. Dasso, *Phys. Rep.* **4**, 1 (1985).
- [10] S. S. Henshaw, M. W. Ahmed, G. Feldman, A. M. Nathan, and H. R. Weller, *Phys. Rev. Lett.* **107**, 222501 (2011).
- [11] B. A. Brown, *Phys. Rev. Lett.* **85**, 5296 (2000).
- [12] M. Centelles, X. Roca-Maza, X. Viñas, and M. Warda, *Phys. Rev. Lett.* **102**, 122502 (2009).
- [13] X. Roca-Maza, M. Centelles, X. Viñas, and M. Warda, *Phys. Rev. Lett.* **106**, 252501 (2011).
- [14] M. B. Tsang, J. R. Stone, F. Camera, P. Danielewicz, S. Gandolfi, K. Hebeler, C. J. Horowitz, J. Lee, W. G. Lynch, Z. Kohley, R. Lemmon, P. Möller, T. Murakami, S. Riordan, X. Roca-Maza, F. Sammarruca, A. W. Steiner, I. Vidaña, and S. J. Yennello, *Phys. Rev. C* **86**, 015803 (2012).
- [15] M. Brack, *Helv. Phys. Acta* **58**, 715 (1985).
- [16] R. N. Schmid, E. Engel, and R. M. Dreizler, *Phys. Rev. C* **52**, 164 (1995).
- [17] R. N. Schmid, E. Engel, and R. M. Dreizler, *Phys. Rev. C* **52**, 2804 (1995).
- [18] M. Bender, P.-H. Heenen, and P.-G. Reinhard, *Rev. Mod. Phys.* **75**, 121 (2003).
- [19] D. Vautherin and D. M. Brink, *Phys. Rev. C* **5**, 626 (1972).
- [20] M. Beiner, H. Flocard, N. V. Giai, and P. Quentin, *Nucl. Phys. A* **238**, 29 (1975).
- [21] B. D. Serot and J. D. Walecka, *Adv. Nucl. Phys.* **16**, 1 (1986).
- [22] P.-G. Reinhard, *Rep. Progr. Phys.* **52**, 439 (1989).
- [23] B. D. Serot, *Rep. Progr. Phys.* **55**, 1855 (1992).
- [24] D. Vretenar, A. V. Afanasjev, G. A. Lalazissis, and P. Ring, *Phys. Rep.* **409**, 101 (2005).
- [25] X. Roca-Maza, X. Viñas, M. Centelles, P. Ring, and P. Schuck, *Phys. Rev. C* **84**, 054309 (2011).
- [26] G. A. Lalazissis, J. König, and P. Ring, *Phys. Rev. C* **55**, 540 (1997).
- [27] G. A. Lalazissis, T. Nikšić, D. Vretenar, and P. Ring, *Phys. Rev. C* **71**, 024312 (2005).
- [28] W.-H. Long, N. V. Giai, and J. Meng, *Phys. Lett. B* **640**, 150 (2006).
- [29] T. Nikšić, D. Vretenar, and P. Ring, *Phys. Rev. C* **78**, 034318 (2008).
- [30] E. Runge and E. K. U. Gross, *Phys. Rev. Lett.* **52**, 997 (1984).
- [31] D. J. Rowe, *Nuclear Collective Motion* (Methuen and Co. Ltd., London, 1970).
- [32] P. Ring and P. Schuck, *The Nuclear Many-Body Problem* (Springer, Berlin, 2004).
- [33] G. Colò, L. Cao, N. V. Giai, and L. Capelli, *Comput. Phys. Commun.* **184**, 142 (2013).
- [34] N. Paar, D. Vretenar, E. Khan, and G. Colò, *Rep. Prog. Phys.* **70**, 691 (2007).
- [35] D. R. Bes, G. G. Dussel, R. A. Broglia, R. Liotta, and B. R. Mottelson, *Phys. Lett. B* **52**, 253 (1974).
- [36] P. F. Bortignon, R. A. Broglia, D. R. Bes, and R. Liotta, *Phys. Rep.* **30**, 305 (1977).
- [37] G. Colò, H. Sagawa, and P. F. Bortignon, *Phys. Rev. C* **82**, 064307 (2010).
- [38] P. F. Bortignon and R. A. Broglia, *Nucl. Phys. A* **371**, 405 (1981).
- [39] P. F. Bortignon, A. Bracco, and R. A. Broglia, *Giant Resonances: Nuclear Structure at Finite Temperature*, Contemporary Concepts in Physics (Harwood Academic Publishers, Amsterdam, 1998).
- [40] G. F. Bertsch, P. F. Bortignon, and R. A. Broglia, *Rev. Mod. Phys.* **55**, 287 (1983).
- [41] G. Colò, N. Van Giai, P. F. Bortignon, and R. A. Broglia, *Phys. Rev. C* **50**, 1496 (1994).
- [42] M. Brenna, G. Colò, and P. F. Bortignon, *Phys. Rev. C* **85**, 014305 (2012).
- [43] N. V. Giai and P. V. Thieu, *Phys. Lett. B* **126**, 421 (1983).
- [44] X. Roca-Maza, G. Colò, and H. Sagawa, *Phys. Rev. C* **86**, 031306(R) (2012).
- [45] B. K. Agrawal, S. Shlomo, and V. K. Au, *Phys. Rev. C* **72**, 014310 (2005).
- [46] P.-G. Reinhard and H. Flocard, *Nucl. Phys. A* **584**, 467 (1995).
- [47] M. Jaminon and C. Mahaux, *Phys. Rev. C* **40**, 354 (1989).
- [48] E. Chabanat, P. Bonche, P. Haensel, J. Meyer, and R. Schaeffer, *Nucl. Phys. A* **635**, 231 (1998).
- [49] R. Leicht, M. Hammen, K. Schelhaas, and B. Ziegler, *Nucl. Phys. A* **362**, 111 (1981).
- [50] K. Schelhaas, J. Henneberg, M. Sanzone-Arenhövel, N. Wieloch-Laufenberg, U. Zurmühl, B. Ziegler, M. Schumacher, and F. Wolf, *Nucl. Phys. A* **489**, 189 (1988).
- [51] D. S. Dale, R. M. Laszewski, and R. Alarcon, *Phys. Rev. Lett.* **68**, 3507 (1992).
- [52] M. Buenerd, *J. Phys. Colloques* **45**, C4-115 (1984).
- [53] D. H. Youngblood, P. Bogucki, J. D. Bronson, U. Garg, Y. W. Lui, and C. M. Rozsa, *Phys. Rev. C* **23**, 1997 (1981).
- [54] S. Brandenburg, Ph.D. thesis, University of Groningen, 1985.
- [55] D. H. Youngblood, Y.-W. Lui, H. L. Clark, B. John, Y. Tokimoto, and X. Chen, *Phys. Rev. C* **69**, 034315 (2004).
- [56] D. Vretenar, T. Nikšić, and P. Ring, *Phys. Rev. C* **68**, 024310 (2003).
- [57] W. D. Myers and W. Swiatecki, *Ann. Phys. (NY)* **55**, 395 (1969).
- [58] W. Myers and W. Swiatecki, *Ann. Phys. (NY)* **84**, 186 (1974).
- [59] L. Trippa, G. Colò, and E. Vigezzi, *Phys. Rev. C* **77**, 061304(R) (2008).
- [60] M. Centelles, X. Roca-Maza, X. Viñas, and M. Warda, *Phys. Rev. C* **82**, 054314 (2010).
- [61] J. M. Lattimer and Y. Lim, [arXiv:1203.4286](https://arxiv.org/abs/1203.4286) (2012).
- [62] R. Furnstahl, *Nucl. Phys. A* **706**, 85 (2002).
- [63] B. K. Agrawal, J. N. De, and S. K. Samaddar, *Phys. Rev. Lett.* **109**, 262501 (2012).
- [64] X. Viñas, M. Centelles, X. Roca-Maza, and M. Warda, *AIP Conf. Proc. No.* **1491**, 101 (2012).